


**Access the online version of your
Modern World History text**



Step #1

Go to www.successnetplus.com



The screenshot shows the Pearson SuccessNet Plus website. The browser address bar displays <https://www.successnetplus.com>. The website has a dark blue header with the Pearson logo on the left and navigation links (SuccessNet Plus, Register, What's New, Features, Product Demos, Support) on the right. The main content area features a large banner for 'Personalized Learning Management for the K-12 Classroom' with the text 'Learn about the powerful management system behind Pearson's newest programs' and the Pearson logo. Below the banner are three icons: Customizable Curriculum, Assessment-Based Instruction, and Simplified Management. To the right of the banner is a 'Returning User' section with 'Check Your Settings' and 'Log In' buttons, and a 'New Users' section with a 'Register Here' button. At the bottom left, there is a section titled 'Do you need help navigating SuccessNet Plus?' with a paragraph about myPearsonTraining.com and a 'View Tutorials Now!>' link. To the right of this text is an icon of four stylized people. At the bottom right is an 'Announcements' section with a 'View All' link and three items: 'Math XL Issue Update 9/13/2016', 'My Pearson Training - new website!', and 'Virtual Browser Update'.

PEARSON

SuccessNet Plus Register What's New Features Product Demos Support

Personalized Learning Management for the K-12 Classroom

Learn about the powerful management system behind Pearson's newest programs

ALWAYS LEARNING PEARSON

Customizable Curriculum Assessment-Based Instruction Simplified Management

Do you need help navigating SuccessNet Plus?

myPearsonTraining.com is your one-stop training site for thousands of Pearson training resources. Most products offer training guides, on-demand tutorials, as well as live chat and email support.

[View Tutorials Now!>](#)

Returning User

Check Your Settings

Log In

New Users

Register Here

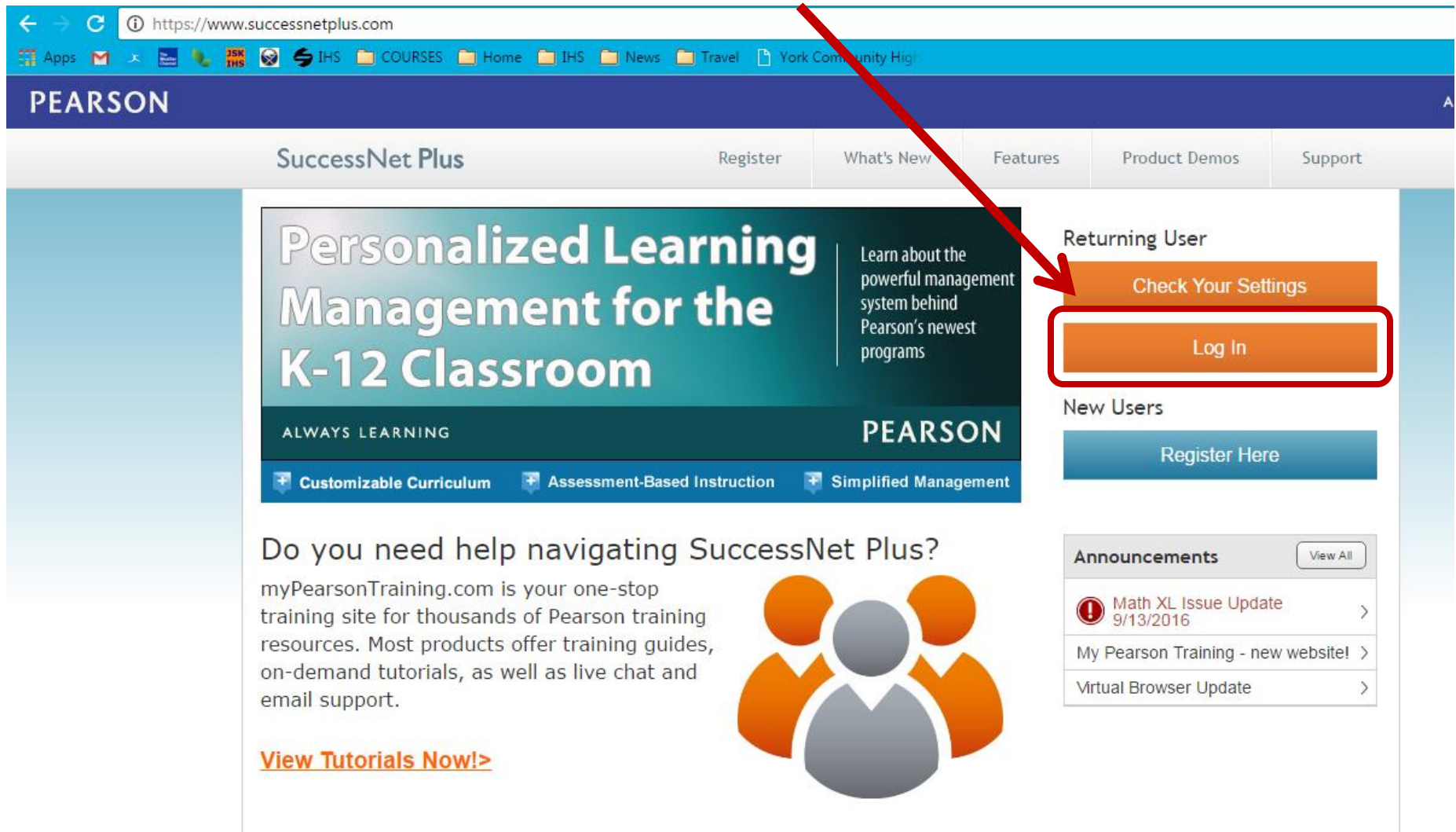
Announcements

View All

- Math XL Issue Update 9/13/2016 >
- My Pearson Training - new website! >
- Virtual Browser Update >

Step #2

Click on Log In



The screenshot shows the Pearson SuccessNet Plus website. A red arrow points from the text "Click on Log In" to the "Log In" button in the "Returning User" section. The "Log In" button is highlighted with a red rectangle. The website header includes the Pearson logo and navigation links: SuccessNet Plus, Register, What's New, Features, Product Demos, and Support. The main content area features a large banner for "Personalized Learning Management for the K-12 Classroom" with the Pearson logo and the tagline "ALWAYS LEARNING". Below the banner are three icons: Customizable Curriculum, Assessment-Based Instruction, and Simplified Management. To the right of the banner is a "Returning User" section with "Check Your Settings" and "Log In" buttons. Below that is a "New Users" section with a "Register Here" button. At the bottom right is an "Announcements" section with a "View All" button and three announcement items: "Math XL Issue Update 9/13/2016", "My Pearson Training - new website!", and "Virtual Browser Update".

https://www.successnetplus.com

Apps, IHS, COURSES, Home, IHS, News, Travel, York Community High

PEARSON

SuccessNet Plus Register What's New Features Product Demos Support

Personalized Learning Management for the K-12 Classroom

Learn about the powerful management system behind Pearson's newest programs

ALWAYS LEARNING PEARSON

Customizable Curriculum Assessment-Based Instruction Simplified Management

Returning User

Check Your Settings

Log In

New Users

Register Here

Announcements View All

Math XL Issue Update 9/13/2016

My Pearson Training - new website!

Virtual Browser Update

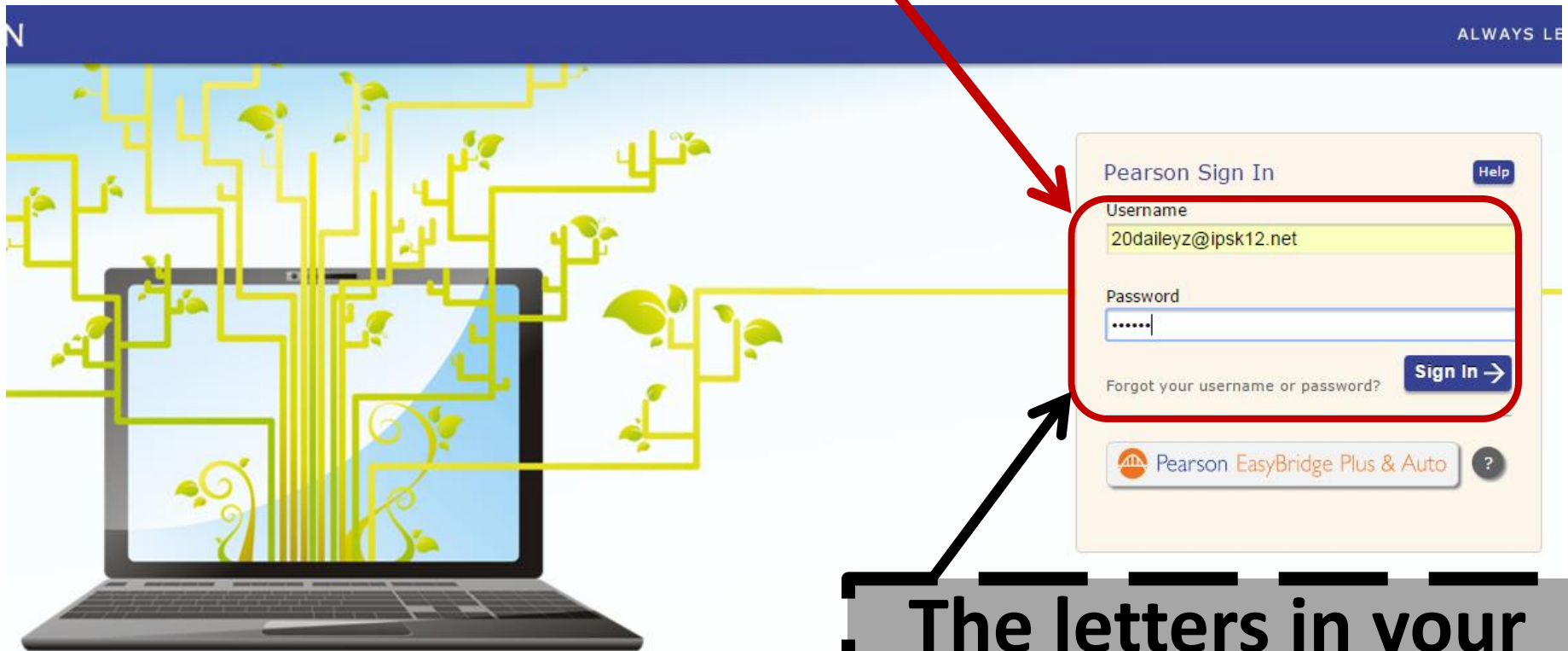
Do you need help navigating SuccessNet Plus?

myPearsonTraining.com is your one-stop training site for thousands of Pearson training resources. Most products offer training guides, on-demand tutorials, as well as live chat and email support.

[View Tutorials Now!>](#)

Step #3

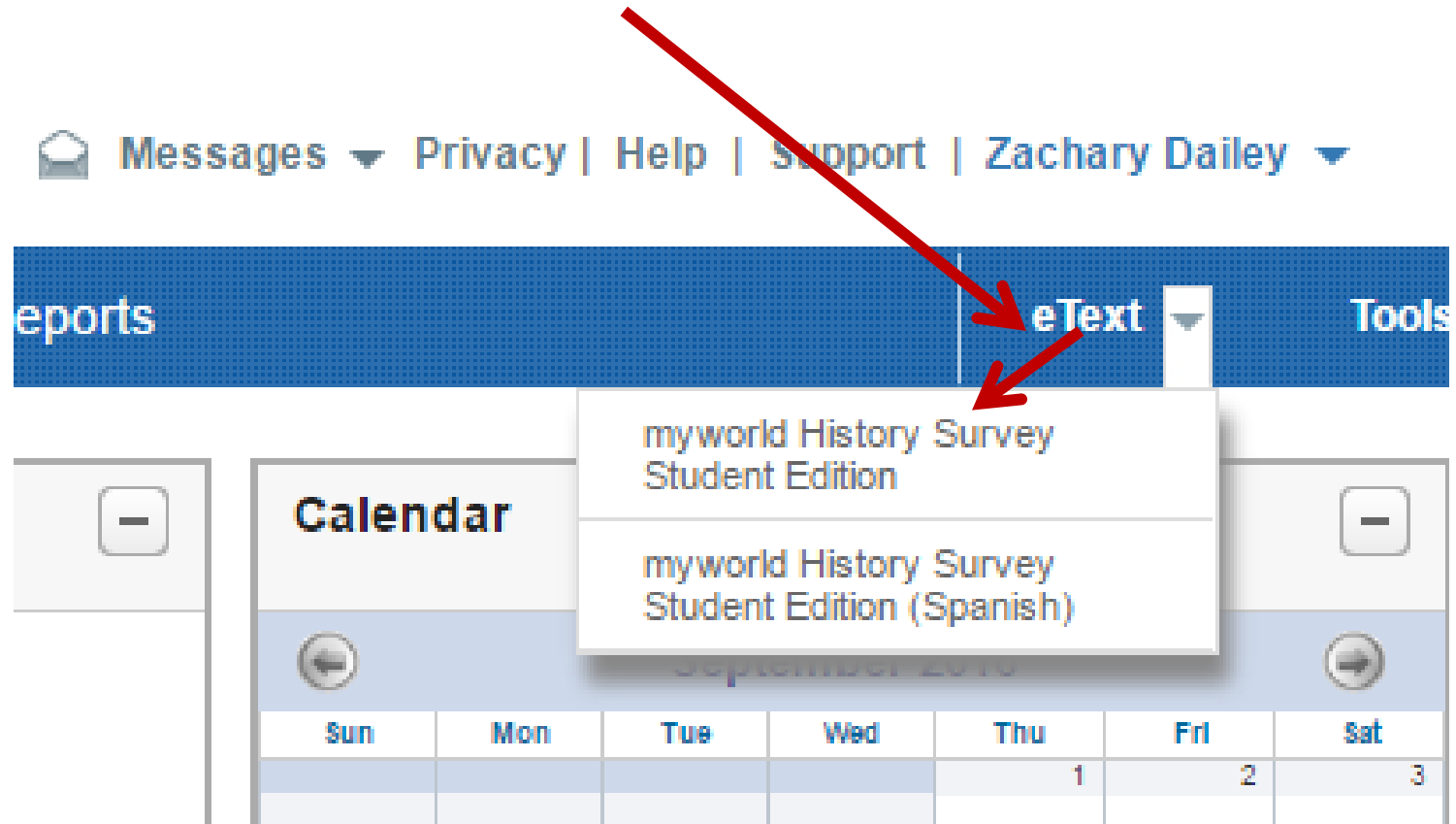
**Enter Your IHS Google Log in and Password
and click Sign in →**



**The letters in your
password are all
lower case**

Step #4

Click on the eText pulldown menu and click on myworld History Survey Student Edition



Step #5

When reading the textbook, you can listen to the book by clicking on the speaker icon

Section 4

The French Revolution

Key Ideas

- Widespread discontent and Enlightenment ideas contributed to a revolution in France.
- After a moderate start, the French Revolution turned into the violent Reign of Terror.
- After becoming leader of France, Napoleon created an empire in Europe.

Key Terms

• estate • radical • Napoleonic Code • abdicate



Visual Glossary



Reading Skill Sequence Take notes using the graphic organizer in your journal.